

INDUSTRIAL

PROBES

INDUSTRIAL PROBES, PROBE TUBES AND SAMPLING LINES



Probe tubes -


Stainless steel1,100 °F
Inconel steel2,000 °F
Kanthal steel2,300 °F
Ceramic3,000 °F

INDUSTRIAL PROBES

Gas sampling, tailor-made for each individual application. Efficient, trouble free flue gas extraction. The correct choice of probes not only ensures accurate measurement but also reduces maintenance and operating cost. MRU offers a large selection of gas sampling probes and gas sampling lines.


Probe HD-GW (high particulates - glass wool filter)

For flue gases with sticky, oily, or tar-like particulates. Electrically heated and +300 °F temperature regulated, external, not back-purge able quartz glass wool filter. Stainless steel cover and stainless steel flange DN65PN6



Probe HD (high particulates - ceramic filter)

For flue gas with volatile, fly-ash dust. With stack external ceramic filter, 0.02 mil electrically heated and +300 °F temperature regulated. Automatic filter cleaning via back-purging using compressed air (86 ... 116 PSI). Stainless steel cover and stainless steel flange DN65PN6



Probe tube material	Flue gas temp. max. °F	Probe tube lengths	Probe tube Ø
Stainless steel 316Ti	1,100	10"/20"/30" 40" ... 80"	0.87"
Inconel steel	2,000	20"/30"/ 40" ... 80"	0.87"
Kanthal steel	2,300	40" ... 80"	1.02"
Ceramic	3,000	40" ... 80"	0.94"


Probe LD (low particulates - sintered metal filter)

Unheated probe, for flue gases with low particulates. 0.12 mil sintered metal filter, screw-on type. Stainless steel flange DN65PN6



Option:

NiCrNi thermo couple probe for flue gas temperature measurement



Probe tube material	Flue gas temp. max. °F	Probe tube lengths	Probe tube Ø
Stainless steel 316Ti	930	10"/20"/30" 40" ... 80"	0.87"
Inconel steel	1,650	20"/30"/ 40" ... 80"	0.87"

Heated sampling lines

with exchangeable Teflon (PTFE) hose. Suitable for all mentioned probes (heated and unheated). Temperature regulated (+250 °F) using the analyzer. The sampling line internally also carries the power supply cables for the HD and HD-GW probes



MRU Instruments, Inc.
Houston, Texas 77044
Tel.: (832) 230 - 0155
Fax: (832) 230 - 1553
info@mru-instruments.com
www.mru-instruments.com

